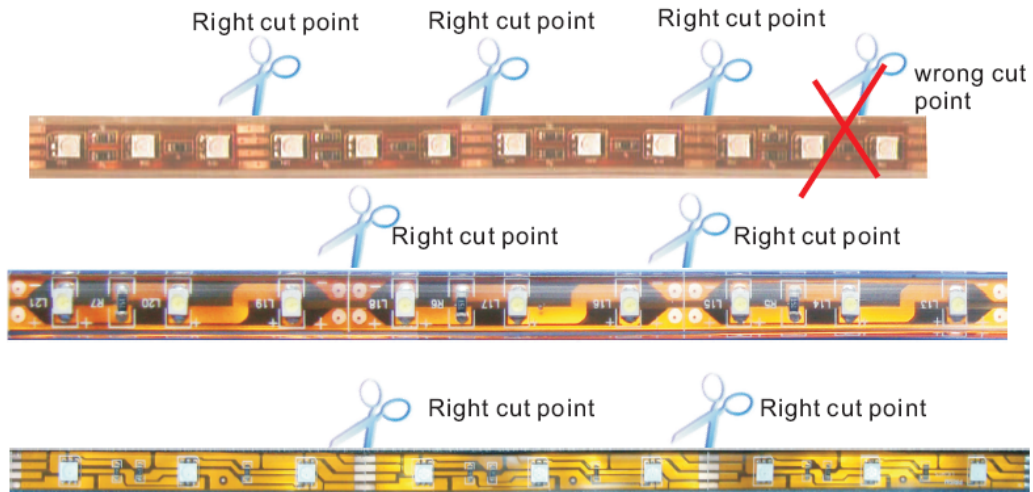



# HAICHANG OPTOTECH CO., LIMITED

## How to cut & connect LED flexible strips


Step1: Select the cut point



Step2: **If don't need cable (when 5meter strip is going to be cut to 2 parts), go to step3 .**  
If it needs to connect cable (when 5meter strip is going to be cut to more than 2 strips)  
, see below.




After cut the strip, please carefully cut and clear here assure that there are enough space for soldering the cable



Insert cable into end cap, Soldering the cable on pad.

Step3: Fill glue in space and end cap, insert strip to end cap and keep it until the glue is dry.



**Notes:** 1. End cap will be supplied by factory.  
2. Glue will be acquired by customers. Recommend use silicon base glue.